

## Resumo Mensal Fevereiro de 2024



Segmentos	2024	2024	2024	2023	2023	Variação		
	Fev (A)	Jan (B)	Acumulado (C)	Fev (D)	Acumulado (E)	(A)/(B)	(A)/(D)	(C)/(E)
A) Autos	718.807	767.774	1.486.581	621.492	1.295.106	-6,38▼	15,66▲	14,78▲
B) Com. Leves	120.380	124.154	244.534	105.085	216.121	-3,04▼	14,55▲	13,15▲
A + B	839.187	891.928	1.731.115	726.577	1.511.227	-5,91▼	15,50▲	14,55▲
C) Caminhões	25.356	24.389	49.745	23.657	48.190	3,96▲	7,18▲	3,23▲
D) Ônibus	3.646	3.306	6.952	3.624	6.971	10,28▲	0,61▲	-0,27▼
C + D	29.002	27.695	56.697	27.281	55.161	4,72▲	6,31▲	2,78▲
Subtotal	868.189	919.623	1.787.812	753.858	1.566.388	-5,59▼	15,17▲	14,14▲
E) Motos	258.158	264.223	522.381	221.789	454.613	-2,30▼	16,40▲	14,91▲
F) Impl. Rod.	7.809	8.520	16.329	6.875	14.554	-8,35▼	13,59▲	12,20▲
Outros	7.484	7.201	14.685	6.901	13.941	3,93▲	8,45▲	5,34▲
<b>Total</b>	<b>1.141.640</b>	<b>1.199.567</b>	<b>2.341.207</b>	<b>989.423</b>	<b>2.049.496</b>	<b>-4,83▼</b>	<b>15,38▲</b>	<b>14,23▲</b>

## Veículos usados negociados por novos emplacados

A	B	A+B	C	D	C+D	Subtotal	E	F	Outros	Total
Autos	Com. Leves		Caminhões	Ônibus			Motos	Impl. Rod		
6,0	3,4	5,4	3,1	2,1	2,9	5,3	1,9	1,0	0,7	3,6

Autos	Dez/23	Jan/24	Fev/24
BI-Combustível	682.769	590.146	547.670
Demais	216.729	177.628	171.137
<b>Total</b>	<b>899.498</b>	<b>767.774</b>	<b>718.807</b>

Comerciais Leves	Dez/23	Jan/24	Fev/24
BI-Combustível	74.163	63.969	62.186
Demais	73.318	60.185	58.194
<b>Total</b>	<b>147.481</b>	<b>124.154</b>	<b>120.380</b>

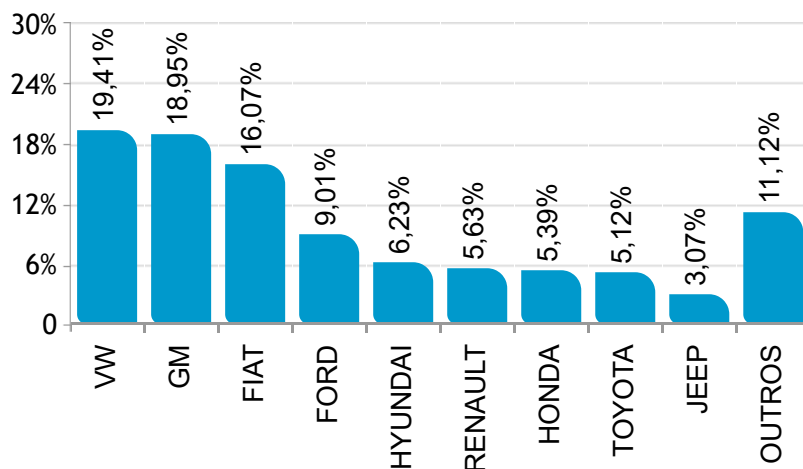
Autos	Dez/23	Jan/24	Fev/24
BI-Combustível	75,91%	76,86%	76,19%
Demais	24,09%	23,14%	23,81%
<b>Total</b>	<b>100%</b>	<b>100%</b>	<b>100%</b>

Comerciais Leves	Dez/23	Jan/24	Fev/24
BI-Combustível	50,29%	51,52%	51,66%
Demais	49,71%	48,48%	48,34%
<b>Total</b>	<b>100%</b>	<b>100%</b>	<b>100%</b>

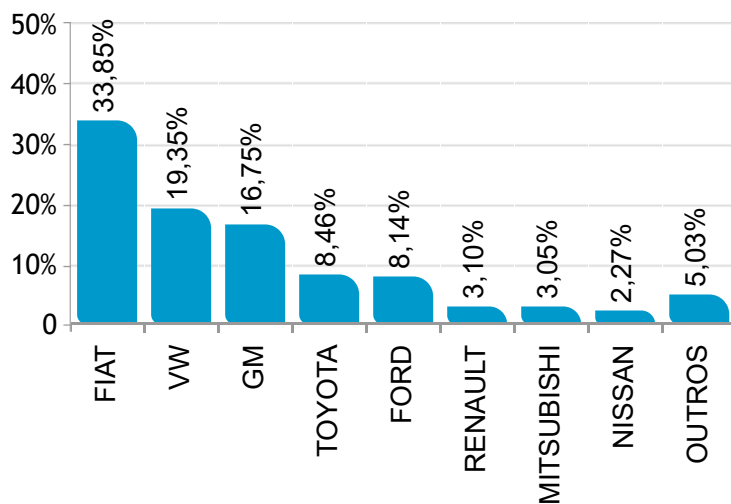
Participação de mercado Fevereiro de 2024



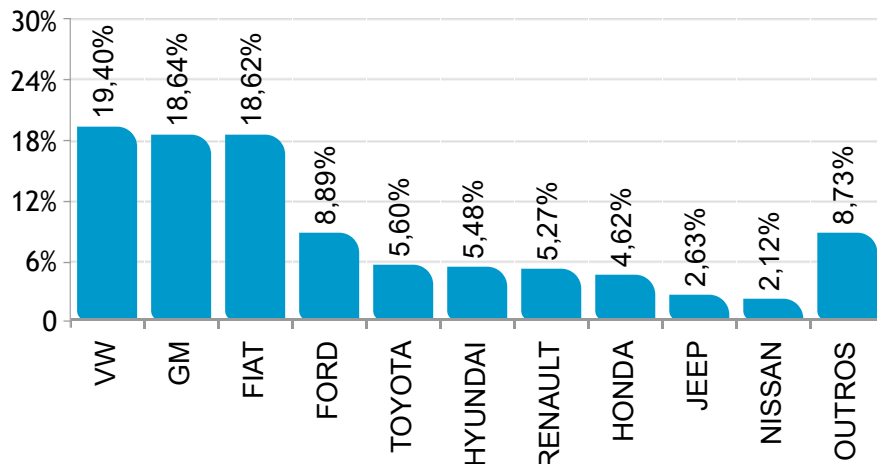
 AUTOMÓVEIS



 COMERCIAIS LEVES



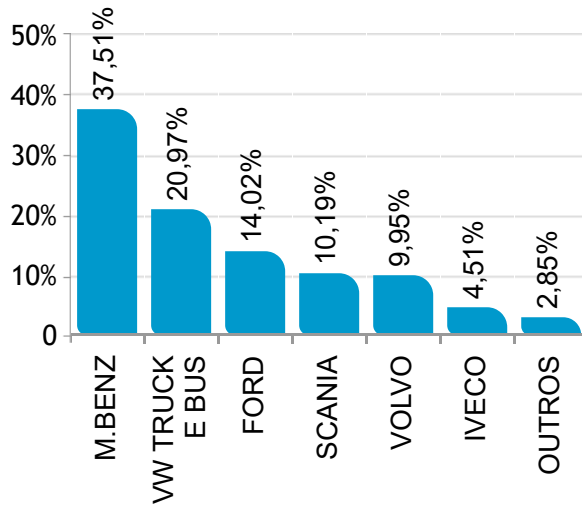
  AUTOMÓVEIS E COMERCIAIS LEVES



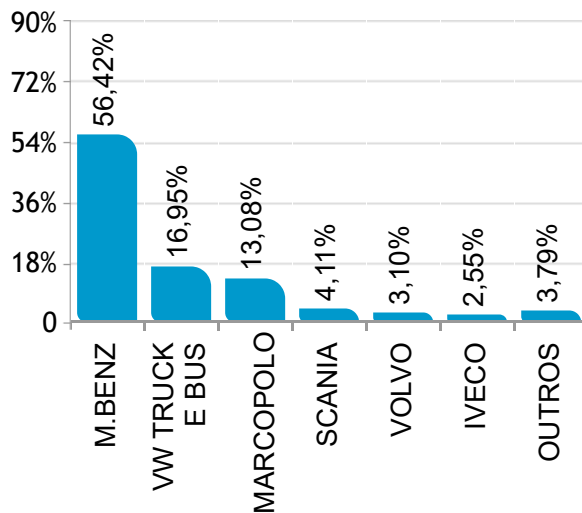
Participação de mercado Fevereiro de 2024



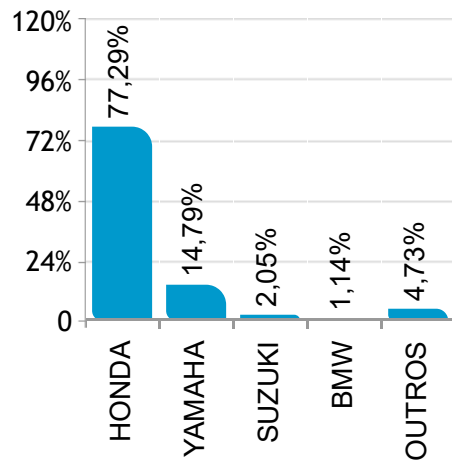
 CAMINHÕES



 ÔNIBUS



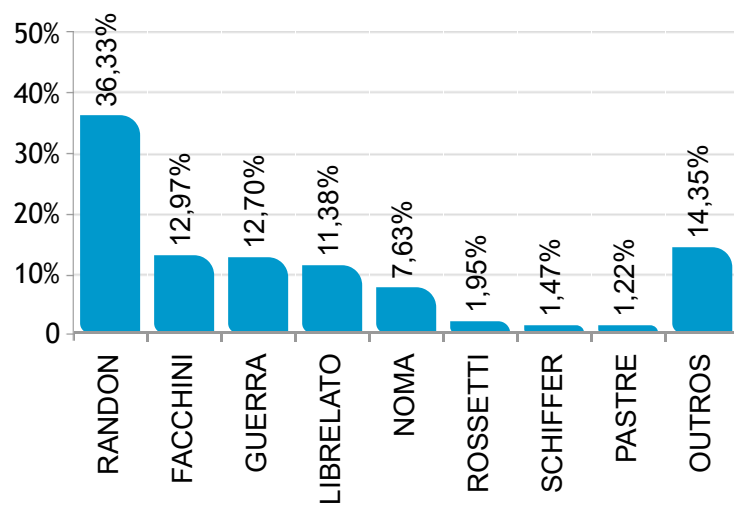
 MOTOCICLETAS



## Participação de mercado Fevereiro de 2024



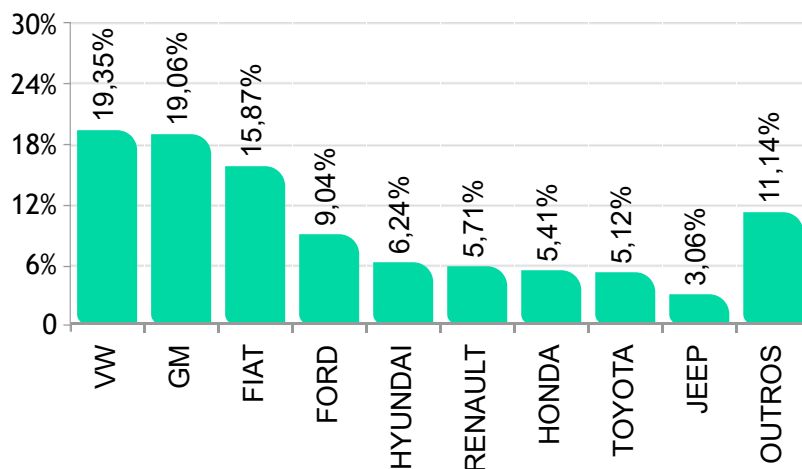
### IMPLEMENTOS RODOVIÁRIOS



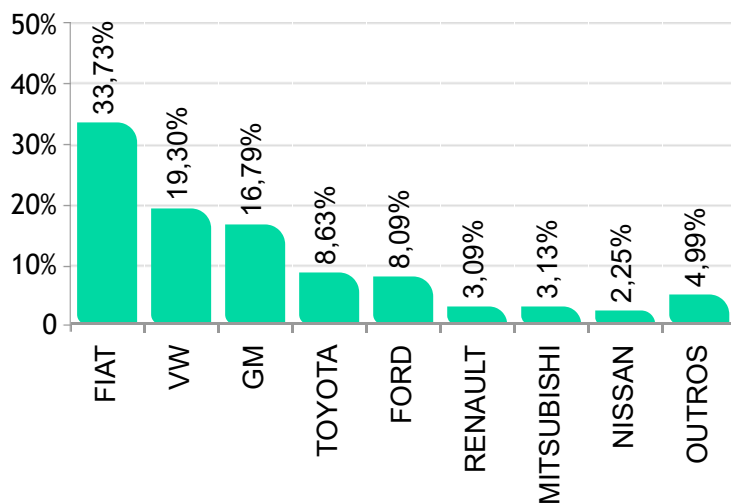
Participação de mercado acumulado até Fevereiro de 2024



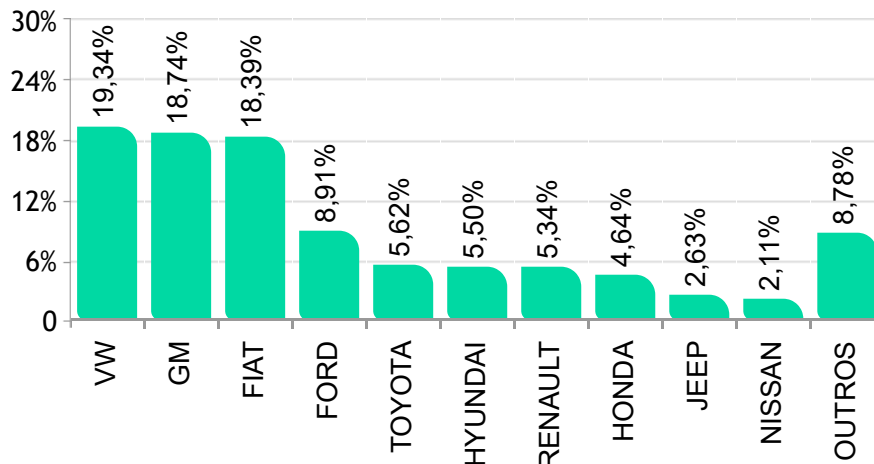
 AUTOMÓVEIS



 COMERCIAIS LEVES



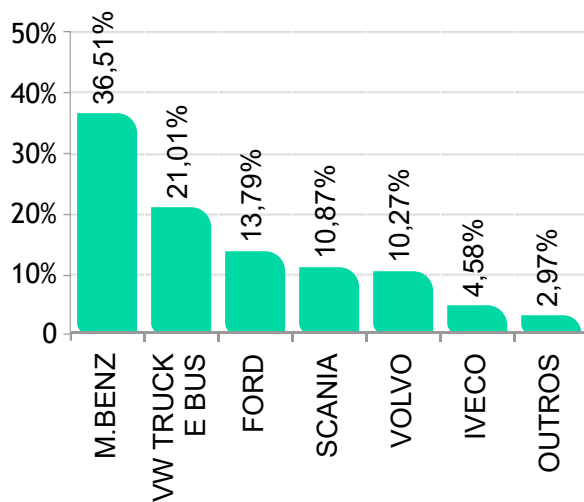
  AUTOMÓVEIS E COMERCIAIS LEVES



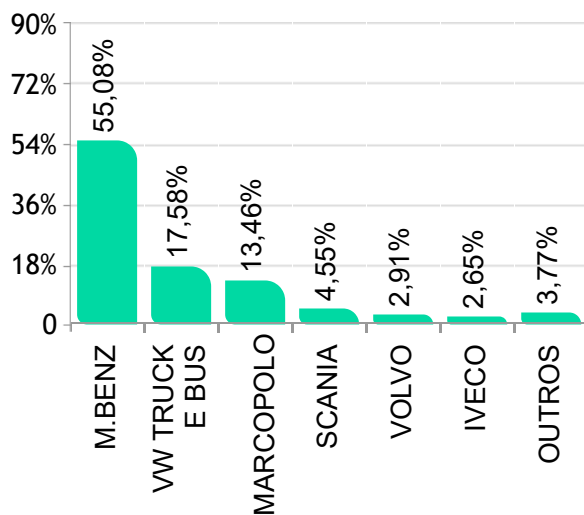
Participação de mercado acumulado até Fevereiro de 2024



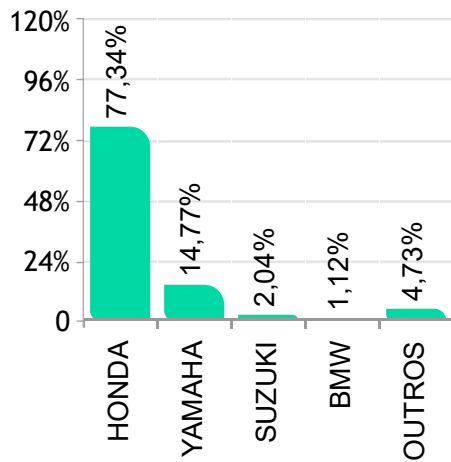
 CAMINHÕES



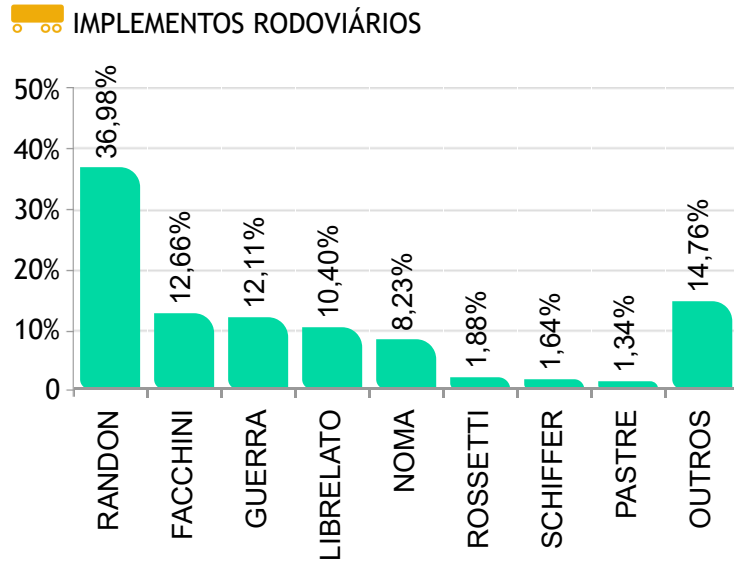
 ÔNIBUS



 MOTOCICLETAS



Participação de mercado acumulada até Fevereiro de 2024



## Ranking de usados mais negociados em Fevereiro de 2024



### AUTOMÓVEIS

	Modelo	Fev/24
1°	GOL	55.678
2°	PALIO	32.165
3°	UNO	31.551
4°	ONIX	26.523
5°	HB20	20.654
6°	COROLLA	19.863
7°	CELTA	19.338
8°	FOX	18.487
9°	KA	18.299
10°	FIESTA	15.457
11°	CORSA	14.539
12°	SIENA	13.795
13°	CIVIC	13.203
14°	SANDERO	12.835
15°	VOYAGE	11.745
16°	CLASSIC	11.689
17°	PRISMA	11.224
18°	ECOSPORT	10.832
19°	RENEGADE	10.736
20°	COMPASS	10.212
21°	FIT	9.710
22°	POLO	8.242
23°	HR-V	7.666
24°	ARGO	7.584
25°	HB20S	7.030
26°	MOBI	6.900
27°	KWID	6.402
28°	C3	6.394
29°	CRETA	6.320
30°	DUSTER	6.144
31°	TRACKER	5.919
32°	KICKS	5.389
33°	LOGAN	5.182
34°	CITY	5.054
35°	T CROSS	4.928
36°	GOLF	4.887
37°	CRUZE SEDAN	4.720
38°	ONIX PLUS	4.718
39°	UP	4.471
40°	PALIO WEEKEND	4.303
41°	CLIO	4.292
42°	VECTRA	4.263
43°	FUSCA	4.140
44°	SPIN	4.133
45°	ASTRA	4.103
46°	COBALT	4.097
47°	KA SEDAN	4.088
48°	FIESTA SEDAN	4.062
49°	PUNTO	3.880
50°	VIRTUS	3.684

### COMERCIAIS LEVES

	Modelo	Fev/24
1°	STRADA	24.441
2°	SAVEIRO	16.341
3°	S10	11.651
4°	HILUX	10.109
5°	TORO	9.361
6°	MONTANA	6.451
7°	RANGER	5.849
8°	FIORINO	4.801
9°	L200	3.646
10°	AMAROK	3.540
11°	KOMBI	3.375
12°	FRONTIER	2.724
13°	OROCH	1.738
14°	DUCATO	1.458
15°	MASTER	1.337
16°	HR	1.099
17°	F1000	1.000
18°	PAMPA	979
19°	D20	923
20°	COURIER	843
21°	KANGOO	635
22°	K2500	579
23°	F250	525
24°	DOBLO	508
25°	DAILY 35S14	398
26°	2500	312
27°	BOXER	295
28°	D10	279
29°	BESTA	275
30°	SILVERADO	269
31°	SPRINTER 313	258
32°	PARTNER	233
33°	JUMPER	203
34°	TRANSIT	182
35°	HOGGAR	162
36°	EXPRESS	150
37°	SPRINTER 311	147
38°	EXPERT	141
39°	F100	139
40°	C10	133
41°	JUMPY	132
42°	SPRINTER	129
43°	UNO	122
44°	F75	114
45°	CHEVY	111
46°	TOWNER	102
47°	3500	91
48°	C20	85
49°	RAMPAGE	84
50°	RUIYI	82