

Resumo Mensal Outubro de 2023



Segmentos	2023	2023	2023	2022	2022	Variação		
	Out (A)	Set (B)	Acumulado (C)	Out (D)	Acumulado (E)	(A)/(B)	(A)/(D)	(C)/(E)
A) Autos	777.685	746.015	7.442.444	707.768	7.103.897	4,25▲	9,88▲	4,77▲
B) Com. Leves	133.685	129.298	1.285.092	121.094	1.250.228	3,39▲	10,40▲	2,79▲
A + B	911.370	875.313	8.727.536	828.862	8.354.125	4,12▲	9,95▲	4,47▲
C) Caminhões	29.005	27.569	282.684	27.338	286.228	5,21▲	6,10▲	-1,24▼
D) Ônibus	3.809	3.879	38.707	3.273	38.480	-1,80▼	16,38▲	0,59▲
C + D	32.814	31.448	321.391	30.611	324.708	4,34▲	7,20▲	-1,02▼
Subtotal	944.184	906.761	9.048.927	859.473	8.678.833	4,13▲	9,86▲	4,26▲
E) Motos	265.092	258.898	2.624.391	231.359	2.563.018	2,39▲	14,58▲	2,39▲
F) Impl. Rod.	8.574	8.531	83.214	7.603	75.898	0,50▲	12,77▲	9,64▲
Outros	8.100	7.999	81.101	7.614	74.959	1,26▲	6,38▲	8,19▲
Total	1.225.950	1.182.189	11.837.633	1.106.049	11.392.708	3,70▲	10,84▲	3,91▲

Veículos usados negociados por novos emplacados

A	B	A+B	C	D	C+D	Subtotal	E	F	Outros	Total
Autos	Com. Leves		Caminhões	Ônibus			Motos	Impl. Rod		
4,8	3,1	4,4	3,2	2,0	3,0	4,3	1,9	1,0	0,7	3,3

Autos	Ago/23	Set/23	Out/23
BI-Combustível	646.761	557.023	581.745
Demais	221.067	188.992	195.940
Total	867.828	746.015	777.685

Comerciais Leves	Ago/23	Set/23	Out/23
BI-Combustível	75.935	65.735	67.969
Demais	74.215	63.563	65.716
Total	150.150	129.298	133.685

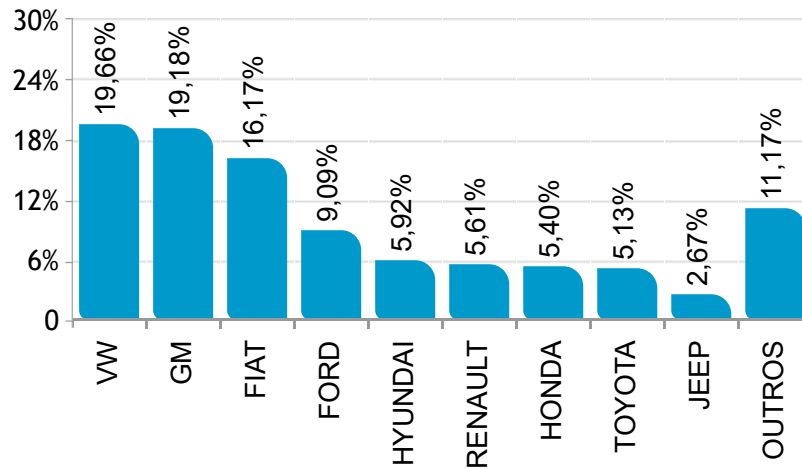
Autos	Ago/23	Set/23	Out/23
BI-Combustível	74,53%	74,67%	74,80%
Demais	25,47%	25,33%	25,20%
Total	100%	100%	100%

Comerciais Leves	Ago/23	Set/23	Out/23
BI-Combustível	50,57%	50,84%	50,84%
Demais	49,43%	49,16%	49,16%
Total	100%	100%	100%

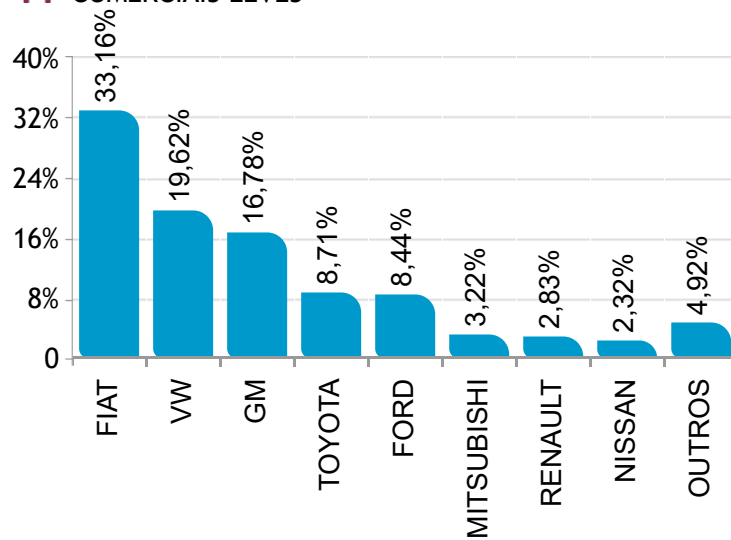
Participação de mercado Outubro de 2023



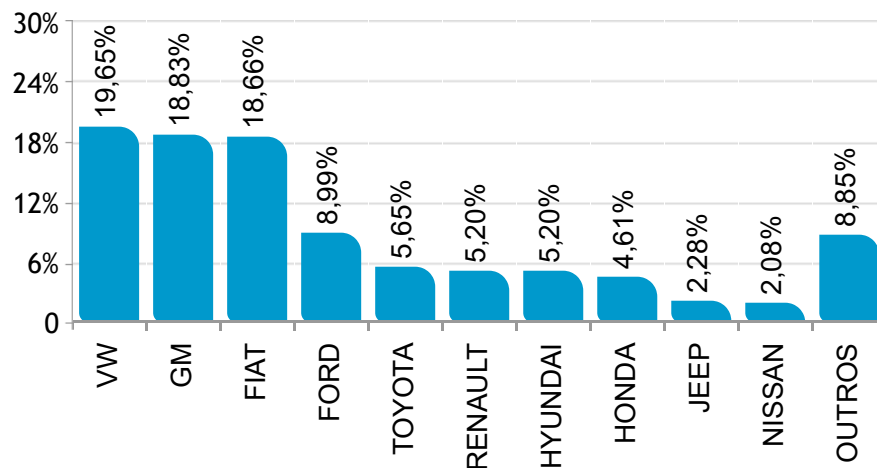
 AUTOMÓVEIS



 COMERCIAIS LEVES



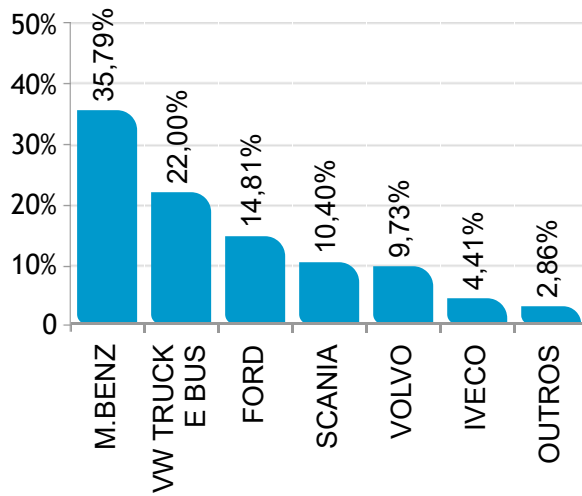
  AUTOMÓVEIS E COMERCIAIS LEVES



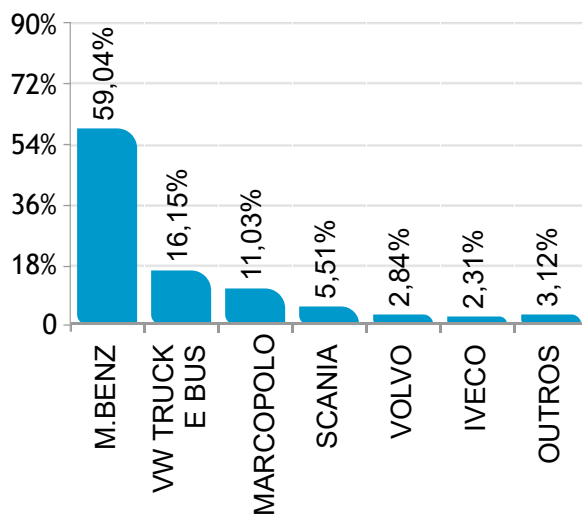
Participação de mercado Outubro de 2023



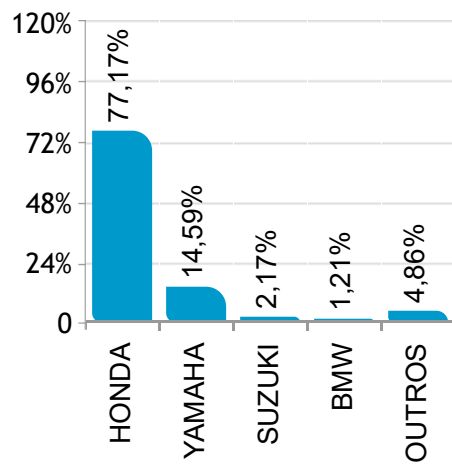
 CAMINHÕES



 ÔNIBUS



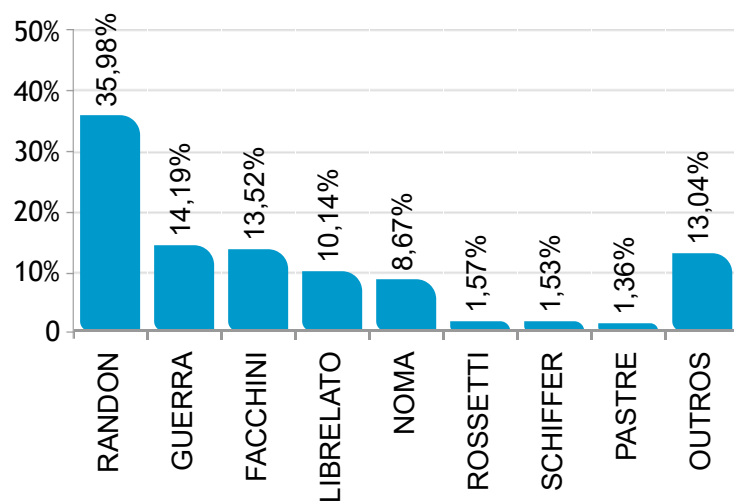
 MOTOCICLETAS



Participação de mercado Outubro de 2023



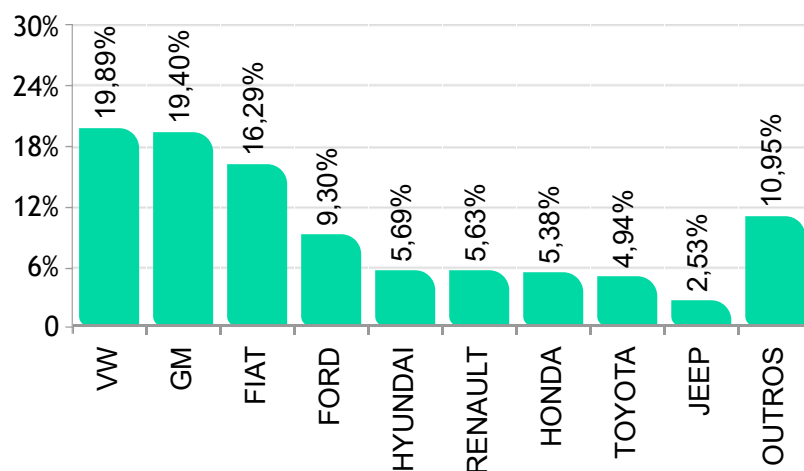
IMPLEMENTOS RODOVIÁRIOS



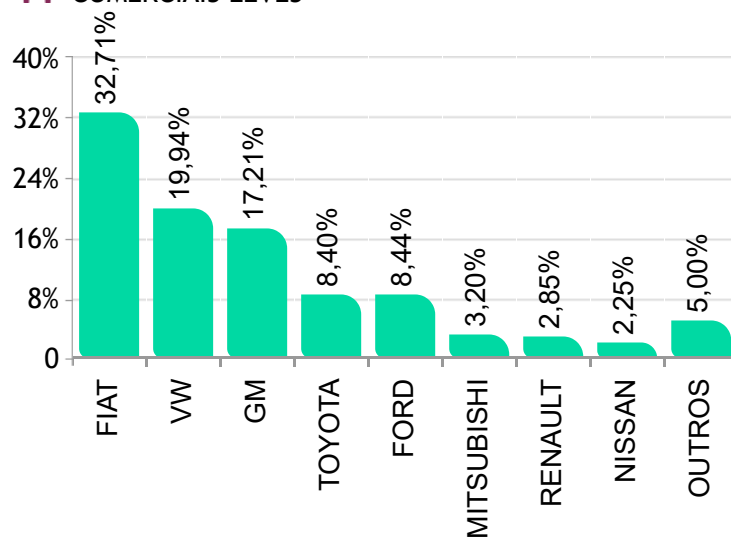
Participação de mercado acumulada até Outubro de 2023



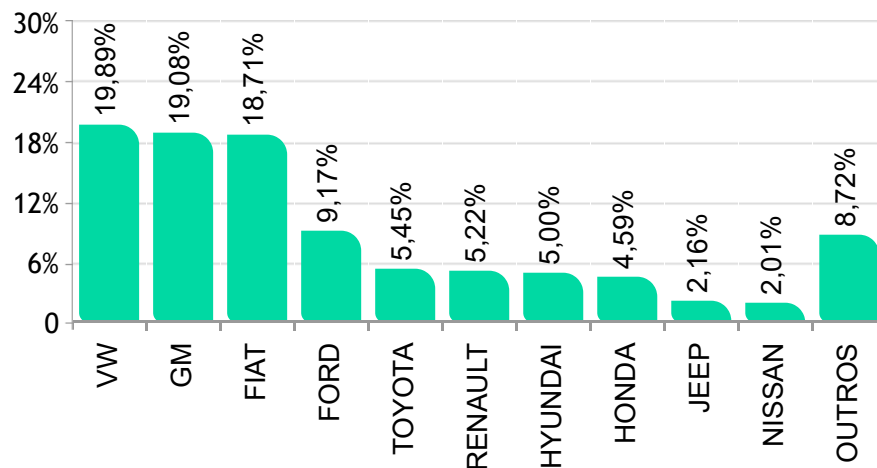
 **AUTOMÓVEIS**



 **COMERCIAIS LEVES**



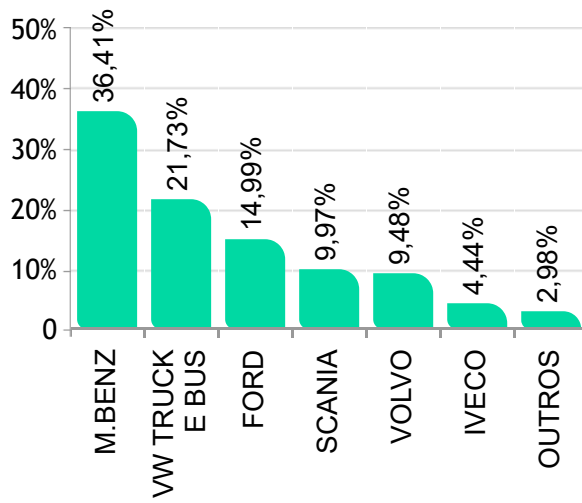
  **AUTOMÓVEIS E COMERCIAIS LEVES**



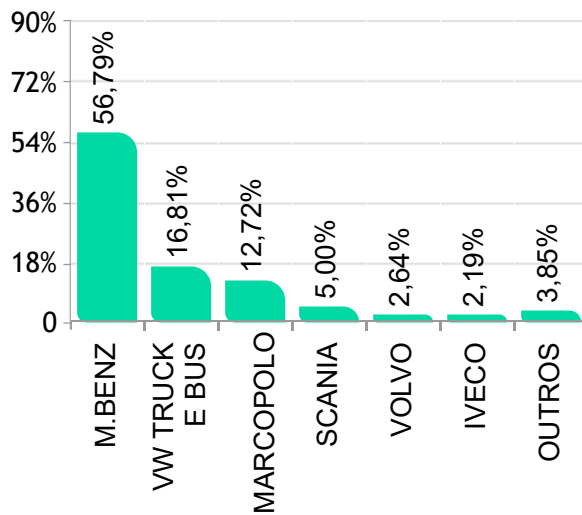
Participação de mercado acumulado até Outubro de 2023



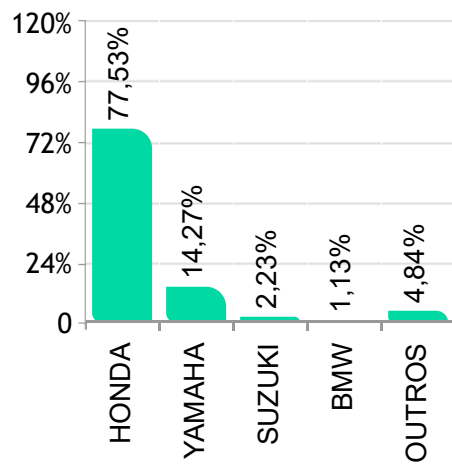
 CAMINHÕES



 ÔNIBUS



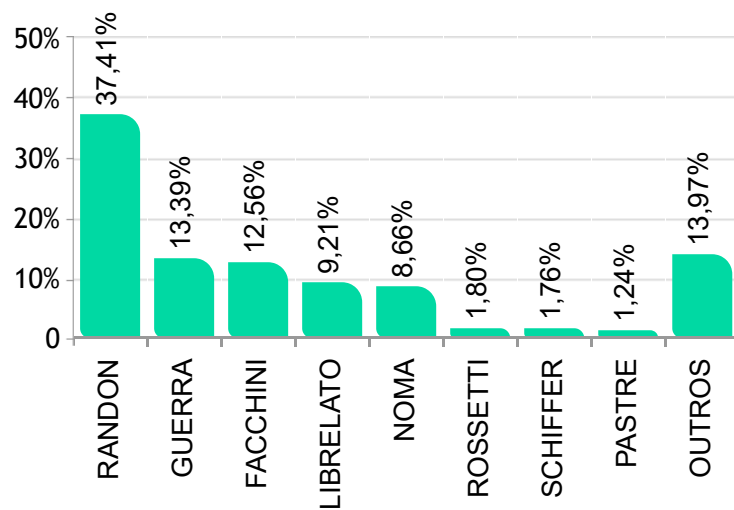
 MOTOCICLETAS



Participação de mercado acumulado até Outubro de 2023



IMPLEMENTOS RODOVIÁRIOS



Ranking de usados mais negociados em Outubro de 2023



AUTOMÓVEIS

	Modelo	Out/23
1°	GOL	62.363
2°	PALIO	35.668
3°	UNO	34.644
4°	ONIX	27.860
5°	COROLLA	22.183
6°	CELTA	20.965
7°	HB20	20.006
8°	FOX	19.899
9°	KA	19.273
10°	FIESTA	16.690
11°	CORSA	16.131
12°	SIENA	15.723
13°	CIVIC	14.738
14°	SANDERO	13.994
15°	CLASSIC	12.801
16°	VOYAGE	12.706
17°	PRISMA	12.467
18°	ECOSPORT	11.825
19°	FIT	10.334
20°	RENEGADE	9.990
21°	COMPASS	9.715
22°	POLO	8.532
23°	HR-V	8.263
24°	ARGO	7.759
25°	HB20S	7.360
26°	C3	6.609
27°	DUSTER	6.431
28°	MOBI	6.412
29°	KWID	6.302
30°	CRETA	6.265
31°	TRACKER	5.962
32°	GOLF	5.832
33°	LOGAN	5.793
34°	KICKS	5.394
35°	CITY	5.298
36°	CRUZE SEDAN	5.250
37°	PALIO WEEKEND	5.084
38°	FUSCA	4.864
39°	SPIN	4.856
40°	VECTRA	4.824
41°	COBALT	4.695
42°	CLIO	4.656
43°	UP	4.655
44°	ASTRA	4.642
45°	FIESTA SEDAN	4.618
46°	T CROSS	4.615
47°	ONIX PLUS	4.610
48°	PUNTO	4.533
49°	PARATI	4.277
50°	KA SEDAN	4.271

COMERCIAIS LEVES

	Modelo	Out/23
1°	STRADA	26.859
2°	SAVEIRO	18.029
3°	S10	13.114
4°	HILUX	11.550
5°	TORO	10.101
6°	MONTANA	6.978
7°	RANGER	6.654
8°	FIORINO	5.150
9°	AMAROK	4.308
10°	L200	4.269
11°	KOMBI	3.838
12°	FRONTIER	3.094
13°	OROCH	1.695
14°	MASTER	1.391
15°	DUCATO	1.389
16°	HR	1.264
17°	PAMPA	1.146
18°	F1000	1.102
19°	D20	1.013
20°	COURIER	1.003
21°	F250	668
22°	KANGOO	666
23°	K2500	633
24°	DOBLO	588
25°	DAILY 35S14	468
26°	D10	342
27°	2500	339
28°	BOXER	284
29°	SILVERADO	270
30°	SPRINTER 313	262
31°	PARTNER	242
32°	BESTA	224
33°	TRANSIT	190
34°	EXPRESS	185
35°	JUMPER	185
36°	HOGGAR	178
37°	F100	170
38°	C10	167
39°	EXPERT	166
40°	F75	165
41°	UNO	163
42°	SPRINTER 311	159
43°	SPRINTER	150
44°	TOWNER	133
45°	JUMPY	129
46°	CHEVY	124
47°	RUIYI	106
48°	K2700	104
49°	3500	103
50°	C20	98