

Resumo Mensal Fevereiro de 2021



Segmentos	2021	2021	2021	2020	2020	Variação		
	Fev (A)	Jan (B)	Acumulado (C)	Fev (D)	Acumulado (E)	(A)/(B)	(A)/(D)	(C)/(E)
A) Autos	752.260	753.238	1.505.498	661.179	1.462.833	-0,13 ▼	13,78 ▲	2,92 ▲
B) Com. Leves	124.046	115.931	239.977	100.154	214.860	7,00 ▲	23,86 ▲	11,69 ▲
A + B	876.306	869.169	1.745.475	761.333	1.677.693	0,82 ▲	15,10 ▲	4,04 ▲
C) Caminhões	30.926	26.893	57.819	24.091	50.404	15,00 ▲	28,37 ▲	14,71 ▲
D) Ônibus	3.185	2.380	5.565	3.357	7.129	33,82 ▲	-5,12 ▼	-21,94 ▼
C + D	34.111	29.273	63.384	27.448	57.533	16,53 ▲	24,27 ▲	10,17 ▲
Subtotal	910.417	898.442	1.808.859	788.781	1.735.226	1,33 ▲	15,42 ▲	4,24 ▲
E) Motos	262.848	247.639	510.487	217.178	467.510	6,14 ▲	21,03 ▲	9,19 ▲
F) Impl. Rod.	8.111	7.445	15.556	5.826	13.054	8,95 ▲	39,22 ▲	19,17 ▲
Outros	7.511	6.471	13.982	5.836	12.296	16,07 ▲	28,70 ▲	13,71 ▲
Total	1.188.887	1.159.997	2.348.884	1.017.621	2.228.086	2,49 ▲	16,83 ▲	5,42 ▲

Veículos usados negociados por novos emplacados

A	B	A+B	C	D	C+D	Subtotal	E	F	Outros	Total
Autos	Com. Leves		Caminhões	Ônibus			Motos	Impl. Rod		
5,9	4,1	5,5	4,0	2,2	3,7	5,4	4,6	1,2	0,7	4,9

Autos	Dez/20	Jan/21	Fev/21
BI-Combustível	747.864	543.315	538.273
Demais	294.756	209.923	213.987
Total	1.042.620	753.238	752.260

Comerciais Leves	Dez/20	Jan/21	Fev/21
BI-Combustível	81.000	58.654	62.784
Demais	81.284	57.277	61.262
Total	162.284	115.931	124.046

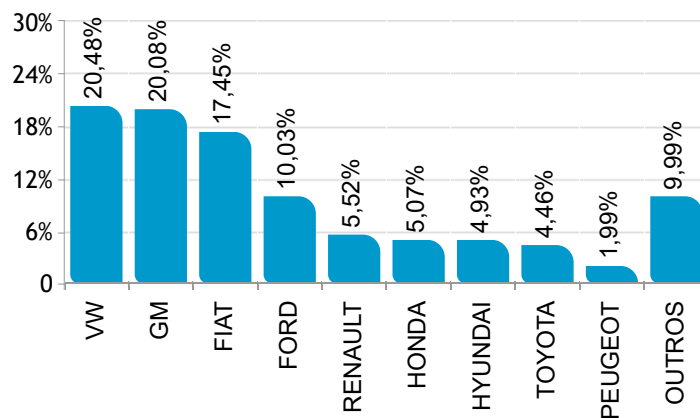
Autos	Dez/20	Jan/21	Fev/21
BI-Combustível	71,73%	72,13%	71,55%
Demais	28,27%	27,87%	28,45%
Total	100%	100%	100%

Comerciais Leves	Dez/20	Jan/21	Fev/21
BI-Combustível	49,91%	50,59%	50,61%
Demais	50,09%	49,41%	49,39%
Total	100%	100%	100%

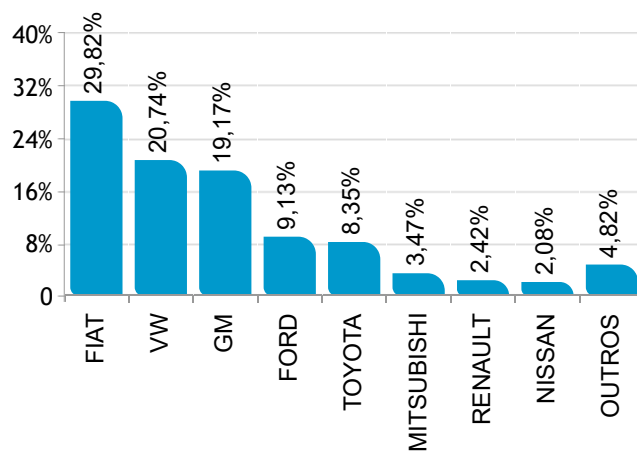
Participação de mercado Fevereiro de 2021



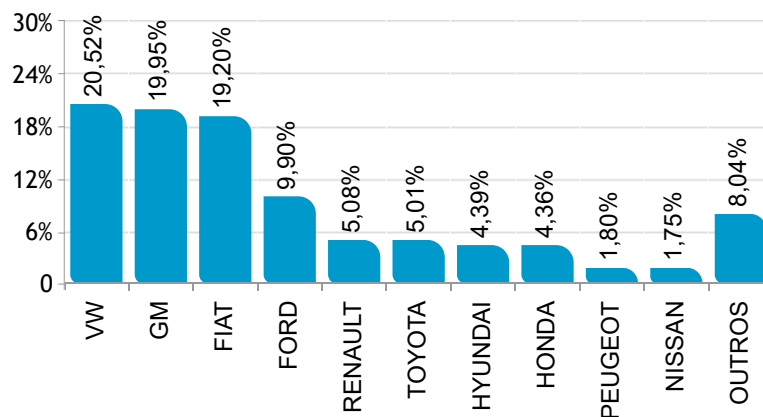
 AUTOMÓVEIS



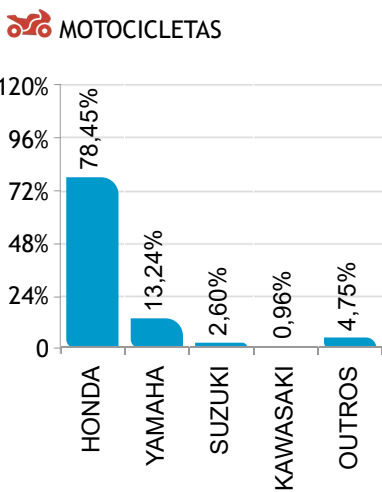
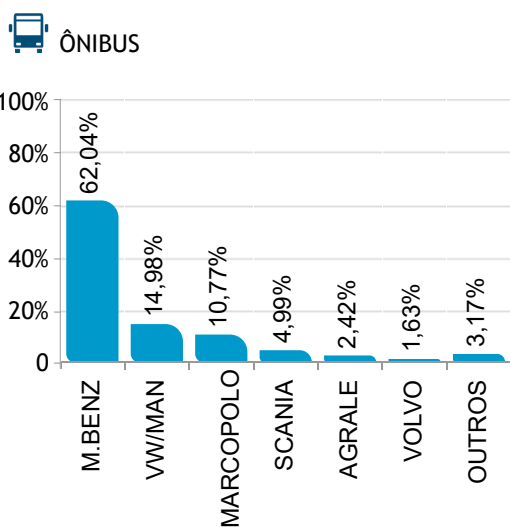
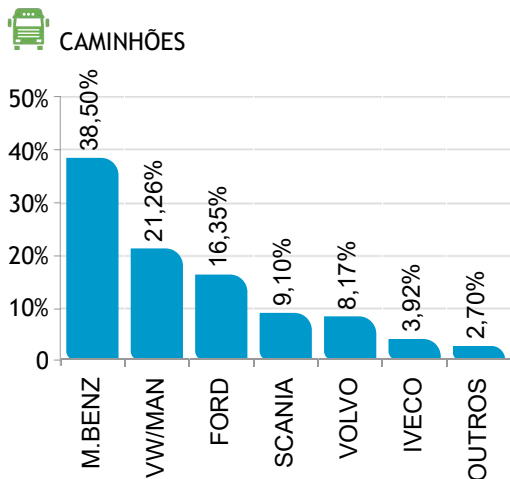
 COMERCIAIS LEVES



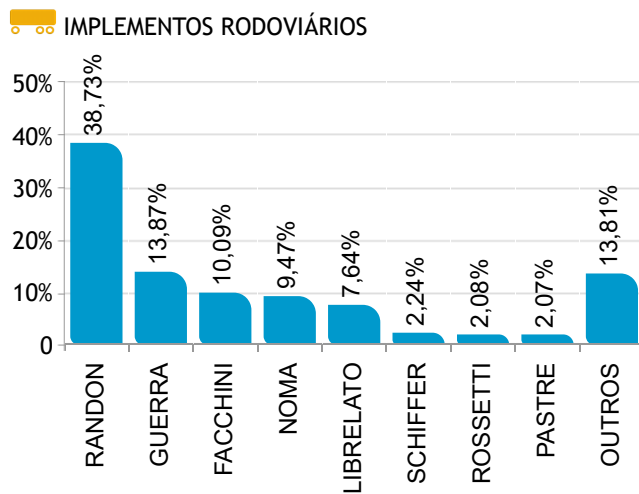
  AUTOMÓVEIS E COMERCIAIS LEVES



Participação de mercado Fevereiro de 2021



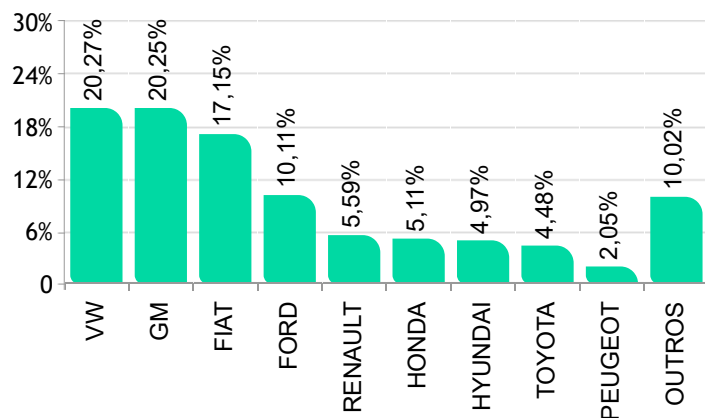
Participação de mercado Fevereiro de 2021



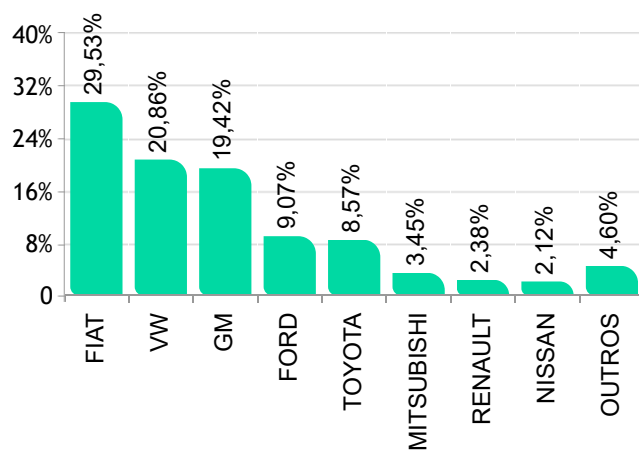
Participação de mercado acumulada até Fevereiro de 2021



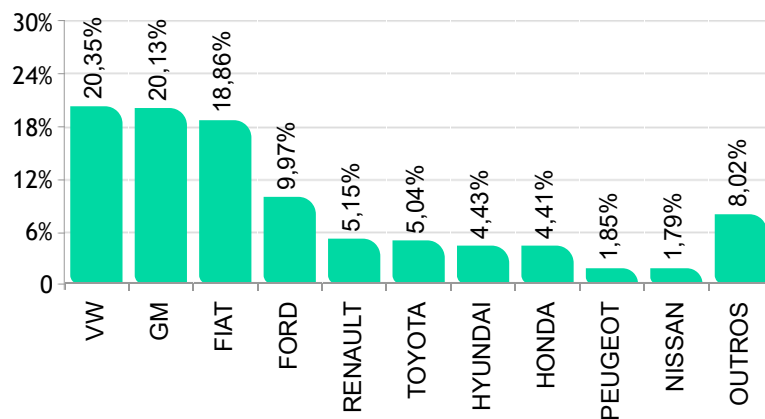
 AUTOMÓVEIS



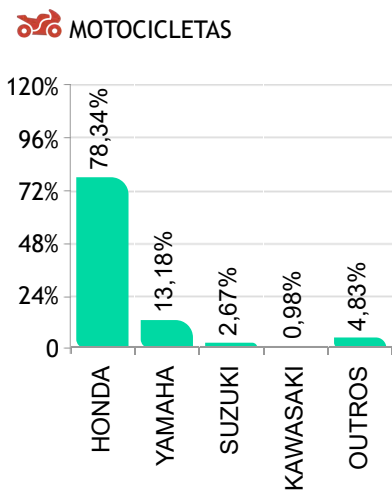
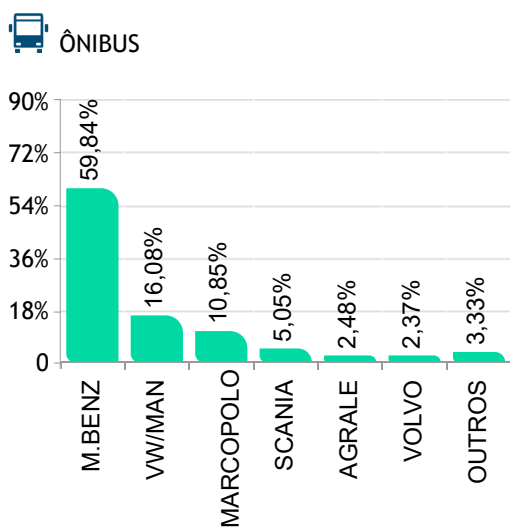
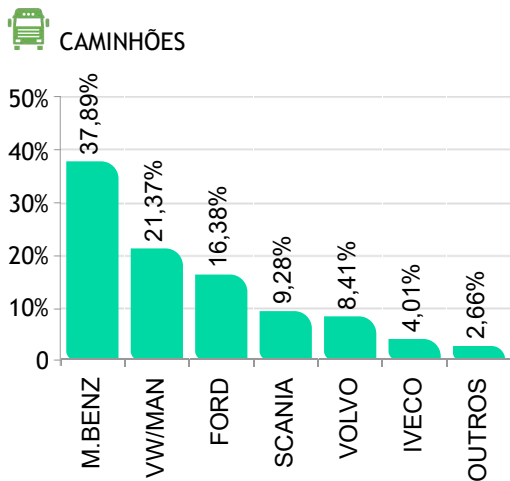
 COMERCIAIS LEVES



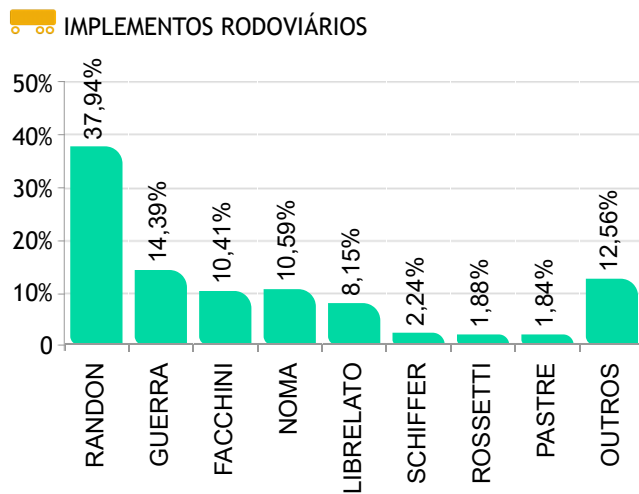
  AUTOMÓVEIS E COMERCIAIS LEVES



Participação de mercado acumulada até Fevereiro de 2021



Participação de mercado acumulada até Fevereiro de 2021



Ranking de usados mais negociados em Fevereiro de 2021



AUTOMÓVEIS

	Modelo	Fev/21
1°	GOL	68.562
2°	PALIO	42.424
3°	UNO	39.711
4°	CELTA	25.296
5°	ONIX	22.447
6°	FOX	21.733
7°	COROLLA	20.213
8°	KA	19.595
9°	FIESTA	19.392
10°	CORSA	19.349
11°	SIENA	17.777
12°	HB20	16.179
13°	CLASSIC	15.582
14°	CIVIC	14.888
15°	SANDERO	14.644
16°	PRISMA	13.185
17°	ECOSPORT	12.572
18°	VOYAGE	12.507
19°	FIT	10.761
20°	C3	7.294
21°	GOLF	6.690
22°	POLO	6.654
23°	LOGAN	6.010
24°	HB20S	5.813
25°	DUSTER	5.700
26°	PALIO WEEKEND	5.637
27°	ASTRA	5.619
28°	VECTRA	5.596
29°	RENEGADE	5.499
30°	CLIO	5.481
31°	FUSCA	5.389
32°	PUNTO	5.187
33°	FIESTA SEDAN	5.089
34°	CITY	5.067
35°	UP	4.968
36°	COBALT	4.926
37°	PARATI	4.859
38°	CRUZE SEDAN	4.659
39°	HR-V	4.639
40°	FOCUS	4.502
41°	IDEA	4.141
42°	AGILE	4.055
43°	TUCSON	4.054
44°	ETIOS HB	4.016
45°	COMPASS	3.984
46°	PAJERO	3.768
47°	SPIN	3.681
48°	CROSS FOX	3.452
49°	CORSA SEDAN	3.422
50°	KWID	3.340



COMERCIAIS LEVES

	Modelo	Fev/21
1°	STRADA	25.029
2°	SAVEIRO	18.012
3°	S10	13.011
4°	HILUX	10.229
5°	MONTANA	7.675
6°	RANGER	5.839
7°	TORO	5.419
8°	FIORINO	4.714
9°	L200	4.273
10°	KOMBI	4.204
11°	AMAROK	3.452
12°	FRONTIER	2.577
13°	F1000	1.576
14°	D20	1.463
15°	PAMPA	1.374
16°	HR	1.332
17°	MASTER	1.218
18°	DUCATO	1.149
19°	COURIER	1.137
20°	OROCH	1.022
21°	F250	753
22°	KANGOO	721
23°	K2500	594
24°	DAILY 35S14	578
25°	D10	480
26°	DOBLO	467
27°	SILVERADO	361
28°	BOXER	295
29°	BESTA	284
30°	PARTNER	232
31°	HOGGAR	227
32°	SPRINTER 313	227
33°	F100	196
34°	C10	193
35°	2500	187
36°	JUMPER	183
37°	SPRINTER 311	178
38°	TRANSIT	172
39°	UNO	171
40°	F75	160
41°	TOWNER	152
42°	CHEVY	150
43°	SPRINTER	130
44°	RUIYI	126
45°	K2700	112
46°	BANDEIRANTE	103
47°	C20	102
48°	RAM	88
49°	CHEVROLET	76
50°	DAKOTA	68